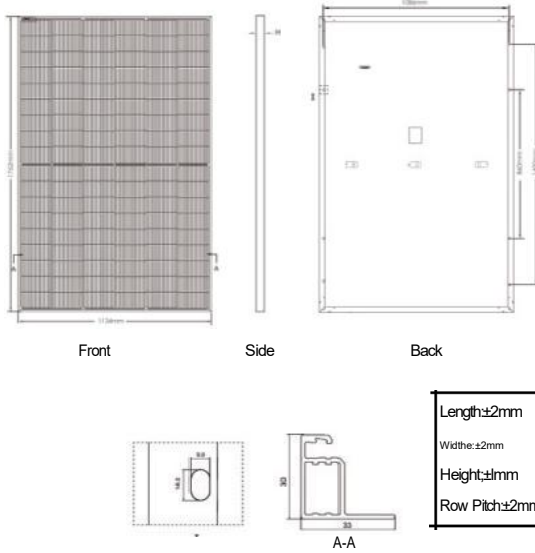


420~440W

Engineering Drawings



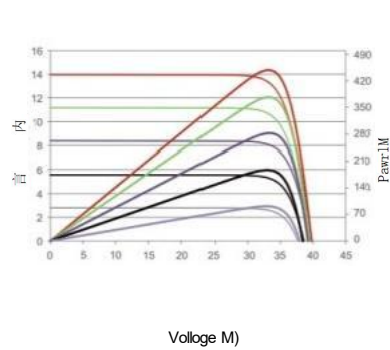
Packaging Configuration

(Two pallets = One stack)

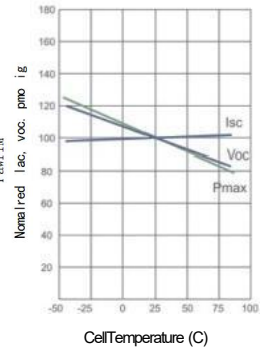
36pcs/pallets, 72pcs/stack, 936pcs/ 40HQ Container

Electrical Performance & Temperature Dependence

Current-Voltage & Power-Voltage Curves [430W]



Temperature Dependence of Isc, Voc, Pmax



Mechanical Characteristics

Cell Type	N type Mono-crystalline
No. of cells	108 (6×18)
Dimensions	1762×1134×30mm (69.36×44.65×1.18 inch)
Weight	22kg (48.50 lbs)
Front Glass	3.2mm, Anti-Reflection Coating, High Transmission, Low Iron, Tempered Glass
Frame	Anodized Aluminium Alloy
Junction Box	IP68 Rated
Output Cables	TUV 1×4.0mm (+): 400mm, (-): 200mm or Customized Length

SPECIFICATIONS

Module Type	420W		425W		430W		435W		440W	
	STC	NOCT	STC	NOCT	STC	NOCT	STC	NOCT	STC	NOCT
Maximum Power (Pmax)	420Wp	316Wp	425Wp	320Wp	430Wp	323Wp	435Wp	327Wp	440Wp	331Wp
Maximum Power Voltage (Vmp)	32.16V	29.95V	32.37V	30.19V	32.58V	30.30V	32.78V	30.50V	32.99V	30.73V
Maximum Power Current (Imp)	13.06A	10.55A	13.13A	10.60A	13.20A	10.66A	13.27V	10.72A	13.34A	10.77A
Open-circuit Voltage (Voc)	38.74V	36.80V	38.95V	37.00V	39.16V	37.20V	39.36V	37.39V	39.57V	37.59V
Short-circuit Current (Isc)	13.51A	10.91A	13.58A	10.96A	13.65A	11.02A	13.72A	11.08A	13.80A	11.14A
Module Efficiency STC (%)	21.02%		21.27%		21.52%		21.77%		22.02%	
Operating Temperature (°C)	-40°C ~ +85°C									
Maximum system voltage	1000VDC (IEC)									
Maximum series fuse rating	25A									
Power tolerance	0 ~ +3%									
Temperature coefficients of Pmax	-0.29%/°C									
Temperature coefficients of Voc	0.25%/°C									
Temperature coefficients of Isc	0.045%/°C									
Nominal operating cell temperature (NOCT)	45 ± 2°C									

STC: Irradiance 1000W/m²

Cell Temperature 25°C

AM=1.5

NOCT: Irradiance 800W/m²

Ambient Temperature 20°C

AM=1.5

Wind Speed 1m/s